

Game play in Engineering Education – Concept and Experimental Results

Bjarne A. Foss, *Senior Member, IEEE*

Department of Engineering Cybernetics, Norwegian University of Science and Technology,
Trondheim, Norway

(Bjarne A. Foss is the corresponding author: email: Bjarne.Foss@itk.ntnu.no)

Tor I. Eikaas

Cyberlab.Org AS, Trondheim, Norway.

Keywords Dynamic simulation, games, engineering education, e-learning, user feedback

Abstract Dynamic simulators combined with educational games may create a new and improved learning culture by drawing advantage of the new knowledge and skills of today's students obtained from extensive use of interactive computer games. This paper presents a design basis and a set of online learning resources based on dynamic simulators and taking advantage of game-related features. The e-learning resources are used in basic engineering courses. Feedback from approximately 1200 engineering students is analysed, the main conclusion being that students clearly view game-related learning resources as having a positive learning effect.

I. INTRODUCTION

Engineering education faces a number of challenges because of the recruitment situation in many countries. According to a recent survey [1] by The International Council of Academies of Engineering and Technological Sciences Inc. with member academies in over 25 countries, attracting young students to careers as engineers, technologists, or technicians is a serious problem. Another citing describes the situation in the U.S. This country has lost 25% of its undergraduate population in engineering between 1982 and 2000 [2]. The practical consequence of this decline is on average less gifted and less motivated students which may jeopardise current curricula in the sense that a significant number of students fail to achieve their final degree. Particularly vulnerable subjects are basic courses like physics and mathematics. Examples of the latter is a fail-rate of between 29% and 37% in the basic undergraduate mathematics course at the Norwegian University of Science and Technology (NTNU) during the period 2001-2003, numbers unheard of some 10 years back.

Today's student population is equipped with knowledge and skills from extensive use of computer games, or more generally interactive game software [3]. A computer game is a game composed of a computer-controlled virtual universe that players may interact with in order to achieve a goal. Characteristics of such games include a high degree of interactivity, advanced graphics, a highly dynamical virtual universe, and an incentive system to promote prolonged and more advanced use. Computer games are quite diverse and can be subdivided into genres like action games, adventure games, arcade games, strategy games,

puzzle games, racing games, role-playing games, classic games, and massive multiplayer online role-playing games (MMORPG). Typically the younger generation has solid experience from several of these game categories. [3] provides an in-depth discussion of the fact that the students have radically changed, in the sense that they think and process information differently from their predecessors. [3] refers to today's students as digital natives since they can be viewed as "native speakers" of the new technology. They have grown up with computers and computer games, in contrast to the digital immigrants, the previous generation, only having mastered computers after they grew up.

There is a huge amount of online learning resources available today as for instance summarised in the yearly published repository by The Internet and Higher Education [4]. The use of online learning resources has spread across the engineering disciplines, and is used at virtually all higher teaching institutions. Some selected publications show this.

[5] offers a thorough discussion on the replacement of traditional laboratories with remote and virtual laboratories available on the Internet for control education. [6] presents a similar discussion focussed on chemical engineering education. This study also includes validation by surveying student users.

[7] present an online computer-based training module for student education in software project management. The objective is to provide computer science and software engineering students not only with technology-related skills but, in addition, a basic understanding of typical phenomena occurring in industrial software projects. [8] describes a management game in a different sector,

construction or more specifically earthmoving. Student feedback emphasized how the game gave them insight into the reality of projects which theory by itself did not allow. Yet another example from management and planning is provided in [9] where focus is on manufacturing planning and control within automotive component production. The game is used as for training both in an academic environment as well as in an industrial environment. [10] reports on e-learning courseware for industrial engineering. An important feature is the capability to create computer-based material for case problems in a flexible and efficient manner.

[11] provide information on the impact of Internet-based distribution on microwave and RF education. Further, specific challenges related to this engineering field are identified, and the importance of online learning resources as a contributor to resolve these challenges is emphasized.

[12] focuses on power engineering where a case study shows how a design project can be used to provide intuitive insight when teaching power system design.

There is a growing understanding that educational games may create a new and improved learning culture [13]. New models that integrate learning theory and educational games are emerging [14], [15], and also learning resources based on such models are materialising [16].

It is quite clear from the cited literature that e-learning resources has allowed for more interactive and advanced learning material. The scope of this paper is to test the hypothesis that e-learning resources supported by dynamic simulators

and which include games provide a useful concept for developing online learning resources within the engineering domain, especially for basic undergraduate courses.

This paper is structured as follows: First, a design basis that draws advantage of the new knowledge and skills of today's students is presented. Second, it is shown how the design basis is implemented into a coherent set of online learning resources. Thereafter, results from testing on a group of approximately 1200 users are reported. The users are engineering students at NTNU, and the disciplines are mathematics, physics and control engineering. The paper ends with a discussion and some conclusions.

II. DESIGN BASIS

To address the challenges described above, a design basis for an online learning system which targets engineering education will be described. Today's students usually have long-term experience from games, especially computer games and video games. This experience may be defined by the term game play although no universally accepted definition exists [15], and the aim will be to actively utilize these skills and knowledge to enhance the learning process. This target has at least two important implications. First, the e-learning resources shall include functions like a high degree of interactivity, attractive graphics, a highly dynamical virtual universe and an incentive system to promote prolonged and more advanced use. These functions are all familiar to the younger generation since they usually have experience from several game genres, and each genre applies its unique blend of functions. Second, the actual

implementation of online resources will be performed by digital natives, ie. the native speakers of the new technology, to take full advantage of these skills and make sure that game play experience permeates all parts of the educational resources.

Interactivity is critically important to obtain a fruitful dialogue between an e-learning resource and its user. The design philosophy tries to promote interactivity on different levels and time horizons and can be explained as follows:

- Fast feedback during game execution: Examples of fast feedback is when the user performs real-time control of some system like an inverted pendulum, a cart, a magnetic levitation train, or a heat pump. This activity provides the user with a learning experience through learning-by-doing, thus increasing motivation by mastering a given task.
- Feedback through small intermediate tests: The user should assess her/his own progress to uphold motivation. Quizzes are excellent tools to spur enthusiasm. An example is a quiz to check the knowledge level of some part of an exercise. Provided the user has acquired the necessary knowledge level the user may be exposed to all the correct answers. In the opposite case the user may be asked to redo the latter part of the exercise and retake the quiz. In any case the user obtains feedback on his/her progress.
- Feedback on a completed exercise: On submitting the assignment the user may obtain immediate feedback on for instance a pass/fail level. Moreover, the student may simultaneously receive the solution of an

exercise. Again this feedback may enhance the learning process since the user should be motivated to take advantage of the moment and immediately compare her/his own test results with the correct answers.

The visual packaging of online resources is important and a parameter that influences the learning effect of an e-learning resource. To exemplify, the visual image of such a resource is shown in Fig. 1. The graffiti-inspired image may seem strange to a mature audience. The image has, however, been very well received by present undergraduate students as will be addressed later.

A dynamic simulator constitutes a critical part of each learning resource. As mentioned earlier a simulator reproduces, through the use of a mathematical model, the dynamic behaviour of a physical or abstract system such as the cart in Fig. 1. Such simulators provide a twofold advantage. First, simulators support the concept of a dynamic universe, and, second, simulators are excellent tools to convey knowledge on physical phenomena relevant to the engineering domain.

Several factors should be considered when trying to turn a dynamic simulator into a game that is motivating, and at the same time maintains academical credibility and offer a realistic setting that supports the students' process of reflection and knowledge development. Computer games are increasingly realistic, bordering on cinematic quality. Higher education institutions cannot compete with these games with respect to playability, or sophistication in graphics and audio. Still, it is possible to make stimulating and interesting games simulations in 2D with simple audio effects. Children are for instance still delighted by the many simple Java and Flash games available for free on the Internet.

In our work important guidelines have been that the context chosen for the game should be easily recognizable, and the role of the system being simulated should be obvious in the game. The goal of the game should not be fully achievable through trial and error, and there should be several levels. The latter will in itself give the student valuable feedback on her or his progress and increase motivation. Further, using time or points as scores, gives a competitive edge that will increase the probability that users try several times. Finally, the use of humour is expected to increase motivation.

The outlined design basis may be disputed, in particular its belief in the use of dynamic simulator, and knowledge and skills of the digital natives as a means to improve the learning process. This hypothesis will, however, be discussed in Section V, after presenting and evaluating test results on a variety of student groups.

III. PROTOTYPE SYSTEM AND ONLINE RESOURCES

The prototype system used to develop and harbour the online learning resources will briefly be introduced in this section. Thereafter, selected e-learning resources, which will be used in the subsequent user testing, are presented and commented upon.

a. PIDstop

The name of the prototype system is PIDstop. The name arises from a merger of the terms "pitstop" and "PID-control". Pitstop a place to fuel or more generally perform maintenance of a racing car, the analogy in our context is "tanking up knowledge". PID-control is an important term within the control

engineering domain, the starting point of PIDstop in 2002. Learning resources from PIDstop can be integrated into any modern Learning Management System. The system is implemented using HTML/CSS, powered by a PHP server for dynamic content and MySQL database for storing user data. The dynamic simulations and games are implemented using Java Applets meaning that PIDstop learning resources are available to anyone with a Java-enabled browser.

b. Online learning resources

During the last couple of years a number of online learning resources have been developed within the PIDstop system. Three selected resources focussing on harmonic oscillations, magnetic levitation, and hydrodynamic forces, will be presented in the sequel. Complementary information on PIDstop resources and also on the use in other areas like recruitment to engineering education is available in [17].

i. Harmonic oscillators

This e-learning resource is based on a dynamic simulator of a pendulum and the educational goal is to convey knowledge on harmonic oscillations as well as properties of an unstable system as encountered in an inverted pendulum.

The pendulum is depicted in two different wrappings in Fig. 2. The role of the simulator as a means to convey knowledge on harmonic oscillations should be easily recognizable. Interactivity is crucial, the student may for instance vary the weight of the ball at the end of the pendulum, the length of the pendulum, and the initial conditions. Results may be viewed in different ways; through the animation of the the pendulum itself, or through time-series plots. Further, the

learning resource includes quizzes both for self-testing, and final and immediate approval of the assignment. If the student fails the final test, it must be retaken until passed. The learning resource includes standard background material on the physical system like a verbal description as well as a mathematical model. In Fig. 3 new elements are introduced. Emphasis is on an inverted pendulum and the simulator is wrapped into a game where the user needs to balance the fuel hose in an upright position and position the cart below the helicopter so as to refuel it. This is a fairly simple game which includes well-known game features: The user has a number of lives available, there is a highscore list, a high degree of interactivity, and multiple views. The score depends on the knowledge level of the user. In the latter case this means the user's ability to design a controller to efficiently stabilize the fuel hose so as to quickly refuel the helicopter. The students use the online resource in different modes, in a simulator mode and in a game mode, and the users typically alternate between these modes.

ii. *Magnetic levitation*

Magnetic levitation is an important physical phenomenon which is applicable in many situations. Two different e-learning resources, based on the same dynamic simulator, are shown in Fig. 4, a ball balancing in a magnetic field and a magnetic levitation train. The ball balancing in a magnetic field is designed as an interactive simulator to provide the students with a feel for magnetic forces, in particular how a varying current changes the magnetic forces and the severe nonlinearities which are characterises these systems. The magnetic levitation train is designed as a game where the user needs to steer the train in such a way that the passengers experience a rapid and smooth journey between two

Norwegian cities. Again the game itself is quite simple. When it is used together with an interactive simulator like the ball balancing in a magnetic field, and other learning material, it helps to motivate and maintain interest from the user through a goal-oriented learning process and the use of competitive features. Further, we claim that these learning resources can be labelled as "visually pleasing" and realistic, a critically important as later test results will show.

iii. Hydrodynamic forces

Hydrodynamic forces are important for all sea-faring vessels. An autonomous underwater vehicle (AUV) is the basis for the learning resource shown in Fig 5. The AUV can be manoeuvred by varying the propeller thrust and the rudder angle. This simulator can be used to study hydrodynamic forces. The movements are observed visually and recorded through time-series plots as shown to the lower right in Fig 5. This data can if needed be analysed offline. This resource does not presently include a game. It is, however, included herein because of a feature we have found useful in higher education. Each individual user is assigned a *unique* set of parameters meaning for instance that the weight of the AUV is different for each user. In the depicted simulator the task is to calculate unknown AUV-parameters, like its mass, by observing and analysing its movements. The fact that each and every student receives a unique AUV prevents students from copying answers from fellow students. The least they need to understand is copying the procedure for obtaining the answers. The ability to assign unique parameters to individual users is also used in PIDstop games.

IV. RESULTS FROM TESTING

Table I gives an overview on the use of PIDstop in five undergraduate courses at NTNU during 2003 to 2005. The total number of users in these courses was about 1200. External use at exhibitions, in external courses and for university recruitment campaigns is not included in the Table I.

In the following, user feedback from three different courses, Calculus 1, Physics, and Control engineering is presented. All scores are given on a 1 to 6 scale where 1 is the lowest score and 6 is the highest score.

a. Calculus 1

PIDstop was used in the introductory part of the basic mathematics course for first year students in 2004 and 2005. The compulsory exercise comprised one week's work and consisted of two parts, a traditional exercise and a PIDstop assignment. The PIDstop assignment meant using both an interactive simulator as well as the use of a game. The application was the inverted pendulum described earlier. The students, working in groups of three, switched between traditional exercises and PIDstop, and the difficulty of the tasks grew throughout the week. On the last day the students could challenge their competence through the game described in Fig.3. Feedback from 300 students from two different study programs is assembled in Table II. Focus will initially be on the Fall 05 data.

The students clearly favoured the combined use of traditional pen-and-pencil exercise and PIDstop to a traditional exercise by itself as observed by the fact that 95% preferred the combined option. This number is not explicitly included in Table II. Further, the students experienced the learning effect of the

PIDstop learning resource (score of 4.1 out of 6) as somewhat better than the learning effect of the pen-and-pencil calculations (score of 3.8). It is interesting to observe that the assignment clearly helped to illustrate the use of mathematics within the students' discipline (score of 5.5). Further, the assignment inspired a significant number of students to learn more mathematics (score of 4.5). The overall impression of the combined exercise received the score of 4.5, a result which substantiates that it was well received by the students. Finally, the results clearly showed that the users experienced the PIDstop learning resource as user friendly and with a very good functionality (score of 5.4).

Comparing the Fall 05 data to the data collected during Fall 04 shows an average improvement of about 0.5. This improvement is substantial, and is probably due to the changes that were implemented as a result of feedback contained in the Fall 04 data. This data included textual feedback in addition to the scores.

The trials show the importance of providing students with interactive learning resources which are relevant for the problem at hand. It is quite encouraging to observe how students clearly experience the simulator and game as a means to illustrate the importance of mathematics within engineering. This motivational element is important to enhance learning in basic mathematics, a challenge for many engineering education institutions. The availability of different learning resources, traditional resources as well as online resources including simulators and games, is clearly favoured by the students. An important reason for this is the preferred learning style of different students; some prefer an analytical approach while others prefer an interactive learning-by-doing approach. The

users clearly rated the PIDstop learning resource as being user friendly. This substantiates the claim that even though higher education institutions cannot compete with computer games in terms visual sophistication, somewhat simplified solutions is acceptable for students.

b. Physics

PIDstop was used in two separate compulsory exercises. The topics were the Carnot cycle, or a heat pump, and harmonic oscillations, respectively. The exercises were completed individually or in groups of two students. The harmonic oscillation assignment will be discussed in some detail. The exercise included three parts; undamped oscillations, damped oscillations and forced oscillations as eg. seen in a grandfather clock where some external force is applied to maintain the amplitude of the oscillations, see also Fig. 2. The students were asked to perform some pen-and-pencil calculations as an integrated part of the PIDstop exercise. This exercise did not include game. The feedback from 280 students is assembled in Table III.

The students typically used 2 hours to complete the pen-and-pencil calculations and a little less time was spent on the simulator. However, the time spent on the simulator varied a lot. On a whole the results in Table III are similar to the results in Table II. They clearly convey that the students, on an average, experience PIDstop as having a positive learning effect. Further, the students found PIDstop's user friendliness and functionality as good.

Textual feedback from the students shows that the cohort can be divided into two groups. The first group is very enthusiastic on the use of PIDstop and claims that the use of the simulator clearly improves learning, while a second group has

a neutral attitude towards the use of a simulator. These groups seem to be fairly equal in size. The first group emphasizes the importance of being able to experiment and to observe the results in different ways, in particular through animation and time-series plots. This indicates that dynamic simulators and simulation-based games better support certain learning styles than conventional learning resources.

The results in Table III differ from Table II when comparing the results from Fall 04 to Fall 05. Table III shows no improvement from one year to the next, in fact the data shows an opposite tendency. The probable explanation is the fact that the learning resource was unchanged from Fall 04 to Fall 05. Correlating this with the finding for the Calculus 1 course indicates the importance of actually using feedback from students to improve learning resources on a regular basis.

c. Control engineering

PIDstop has been used in a control engineering course for 3rd year students. The results from the spring semester 2003 will be presented. The assignment was compulsory and based on the cart simulator shown in Fig. 1. The assignment was divided into three parts with an increasing level of difficulty. Further, there were intermediate tests to qualify for a more advanced level. The exercise included a game in which the user, by controlling a DC motor, should catch as many falling balls as possible. If the ambition is to qualify for the high score list, this requires a well-tuned controller meaning that the students need to put control theory into practical use.

The exercise was used by 129 groups from four different study programs, and the students spent on average 3.5 hours on the exercise. The evaluation

was designed as a single page evaluation form with 20 questions and the possibility to include textual remarks. The feedback from 250 students is assembled in Table IV. The results are again encouraging and in line with the results from the assignment in the Calculus 1 and Physics courses. The students also responded to the question "Do you think you learnt more or less by using this type of assignment compared to the traditional assignment?" 74% choose the category "We thought we learned more or a lot more" meaning that the students felt that this exercise was beneficial from a learning viewpoint. The reason for this is the observation that many students prefer an interactive learning-by-doing approach. In particular they favour having complementary learning resources spanning from traditional analytical exercises to interactive dynamic simulators and games. Further, students have a preference for learning resources that clearly show how theory and methods can be applied in practice. This latter issue seems to increase in importance. Finally, students report learning resources applying game-world elements as cool!

V. DISCUSSION AND CONCLUSIONS

The results presented in Table II to IV are representative also for the feedback from the leftover courses listed in Table I, ie. "Energy and environmental physics" and "Control introduction". The discussion therefore implicitly includes feedback from these courses.

The actual learning effect of PIDstop as applied in this study can be measured in a quantitative as well as a qualitative way. There has been no quantitative study on for instance the final grades of students using PIDstop compared to the

students not exposed to these learning resources. The learning effect is measured qualitatively and hence indirectly through the students' perceived learning experience.

The trials substantiate the hypothesis that dynamic simulators combined with educational games provide a useful supplement for online learning resources within the engineering domain. The data consistently supports this hypothesis. Moreover, there is a considerable breadth in the trials. First, there is a spread in the students' background ranging from 1st year to 3rd year students. Second, the educational resources are tested on students from four different engineering study programs, and, finally, the total number of students is quite large.

A finding is that students clearly prefer a diverse set of learning resources, especially traditional exercises combined with interactive dynamic simulators and games. A probable reason is that students prefer different learning principles. A closer analysis of our data reveals that one group of students claim that the use of PIDstop-like learning resources clearly improves their learning, while a second group has a neutral attitude towards the use of these educational games. These groups seem to be fairly equal in size. As mentioned earlier the first group emphasizes the importance of learning-by-doing and to observe the results in different ways, in particular through animation and time-series plots. Further, these users clearly favoured the combined use of a traditional exercise with a highly interactive learning arena like PIDstop as opposed to a traditional exercise by itself.

To further substantiate that PIDstop-like resources create diversity in terms of learning styles, [18] identifies 36 learning principles in video games and

simulation. Many of these are relevant for the e-learning resources studied herein. Examples are the “probing principle” focussed on learning by exploring, the “self knowledge principle” where the student creates an understanding of the limitation of his/her knowledge based on experience, and the “design principle” where the students design the learning process while learning.

The educational resources are all based on a dynamic simulator that reproduces the behaviour of some system. The use of a simulator is a key concept in order to develop motivating and highly interactive e-learning resources for the selected subjects. Student feedback supports our claim that learning resources based on dynamic simulators are highly relevant for engineering education.

The educational resources include a mix of interactive dynamic simulators and games. The games are fairly simple. They do, however, include well-known game features: The user has a number of lives available, there is a highscore list, a high degree of interactivity, and multiple views. In addition, a higher knowledge level will on an average improve the score. Feedback shows that the use of games is important to motivate and maintain interest from the students. Another helpful feature is the observation that users are stimulated by the immediate feedback through intermediate tests and game-like features like the ability to elevate from one level to a more advanced level.

Today's computer games have very high standards when it comes to functionality, user friendliness and graphics. This is a challenge since the user of educational games will compare the learning resources to commercial computer games. Hence, to provide a fair comparison it is critically important to design

learning resources which are visually pleasing and with good functionality. User feedback as seen in Table II to IV shows satisfaction with the functionality and graphics of the learning resources. This implies that somewhat simplified solutions in terms of graphics and user friendliness are acceptable for students. We do, however, expect that there is a lower tolerance level in terms of user friendliness below which the learning experience deteriorates rapidly. Our findings indicate that recognizable visual elements and the use of humour improve the learning experience. The graffiti-inspired image in Fig.1 is an example of a visual element which was well received by the users.

A limitation of the study is the fact that engineering education only, is targeted in this work. This limitation implies that the findings are, to some extent, limited. On the other hand, engineering education is a large and important sector in higher education. Furthermore, the results are positive. Hence, they do at least also show promise for other sectors in higher educations.

As a conclusion the study shows that dynamic simulators combined with educational games, as defined in this study, have a positive learning effect on a substantial part of students in engineering programs. In particular the users favoured the combined use of a traditional exercise with an interactive learning arena as opposed to a traditional exercise by itself.

ACKNOWLEDGEMENTS

The authors gratefully acknowledge the support from the Norwegian University of Science and Technology (NTNU), Cyberlab.Org AS, and the European

Commission through the Leonardo da Vinci programme, contract N/04/B/PP
165.011 AutoTech.

REFERENCES

1. CAETS. Future Engineering Challenges, National Academy of Engineering, Available at: <http://www.caets.org> (2003).
2. Orsak, G. C. Guest editorial K-12: Engineering's new frontier, IEEE Trans. Education, 46, 209-210 (2003).
3. Prensky, M. On the horizon, NCB University Press, 9 (2001).
4. Dringus, L. P. Editor's choice 2004: Selected online resources, The Internet and Higher education, 7, 343—364 (2004).
5. Dormido, S. Control learning: present and future, Annual Review in Control, 28, 115—136 (2004).
6. Shin, D., Yoon, E. S., Lee K. Y. & Lee, E. S. A Web-based, interactive virtual laboratory system for unit operations and process system engineering education: issues, design and implementation, Chemical and Computers Engineering, 26, 319-330 (2002).
7. Pfahl, D., Klemm, M. & Ruhe, G. A CBT module with integrated simulation component for software project management education and training, Journal of Systems and Software, 59, 283-298 (2001).
8. Al-Jibouri, S., Mawdesley, M., Scott, D. & Gribble S. The Use of a Simulation Model as a Game for Teaching Management of Projects in Construction, Industrial Journal of Engineering Education, 21, 1195-1202, 2005.

9. Petty, D. J., Hooker, S. J. & Barber, K. D. The Federal-Mogul Business Game: The Development and Application of an Educational Aid for Planning and Control, *Industrial Journal of Engineering Education*, 17, 546-557, 2001.
10. Lau, H. Y. K. & Mak, K. L. The software company: a re-configurable open shell for problem-based learning in industrial engineering, *Computers and Industrial Engineering*, 47, 289-312 (2004).
11. Gupta, K.C., Olih T. & Oliner, A. A. Microwave and RF education - past, present and future, *IEEE Trans. Microwave Theory and Techniques*, 50, 1006—1014 (2002).
12. Overbye, T. J. Fostering intuitive minds for power system design, *Power and Energy Magazine, IEEE*, 1, 42-49 (2003).
13. Prensky, M. *Digital game-based learning*, McGraw-Hill (2001a).
14. Amory, A. & Seagram, R. Educational game models: Conceptualization and evaluation, *South African Journal of Higher Education*, 17, 206-217 (2003).
15. Kiili, K. Digital Game-based Learning: Towards an Experiential Gaming Model, *The Internet and Higher education*, 8, 13-24 (2005).
16. Kiili, K. Content creation challenges and flow experience in educational games: The IT-Emperor case, *The Internet and Higher education*, 8, 183-198 (2005a).
17. Eikaas, T. I., Foss, B. A., Solbjørg, O. K. & Bjølseth, T. Game-based dynamic simulations supporting technical education and training. To appear in *International Journal of Online Engineering*, 2, (2006).
18. Gee, J. P. *What video games have to teach us about learning and literacy*, Palgrave, ISBN 1-4039-6169-7 (2003).

BIOGRAPHICAL SKETCHES

Bjarne A. Foss is a professor at the Department of Engineering Cybernetics at the Norwegian University of Science and Technology since 1989. He received his PhD from the same institution in 1987. He has been a visiting professor at the University of Texas at Austin. His main interests are in control theory and applications within the process and petroleum-related industries. He is a co-founder of two companies Cybernetica AS and Cyberlab.org AS. Currently he leads the Gas Technology Center NTNU-SINTEF. He is a senior member of IEEE, associate editor of Journal of Process Control and member of the The Norwegian Academy of Technical Sciences.

Tor Ivar Eikaas is the founder and general manager of Cyberlab.Org AS, a small Norwegian company providing sw, services and content for technical education and training. He has a Msc. degree from the Norwegian University of Science and Technology and a degree in business administration from the Norwegian School of Management. He is former chairman of The Norwegian Society of Automatic Control. He has work experience from private industry, research and the European Commission.

TABLE I

This table summarizes the use of PIDstop in five regular courses at NTNU during 2003, 2004 until September 2005.

Course – code	Department	Semester	No. of students	Level
Calculus 1 – TMA4100	Mathematical sciences	Fall 04, 05	2 x 150	1 st year
Physics – TFY4115	Physics	Fall 04	2 x 140	2 nd year
Energy & environ. physics - TFY4300/FY2201	Physics	Fall 04	30	3 rd / 4 th year
Control introduction - TTK4100	Engineering cybernetics	Spring 04	80	1 st year
Control engineering – TTK4105	Engineering cybernetics	Spring 03, 04	2 x 250	3 rd year

TABLE II

This table summarizes feedback from 300 students on the inverted pendulum exercise. Data are collected from the Calculus 1 course during Fall 04 (150 students) and Fall 05 (150 students).

Question (lowest score 1 - neutral 3.5 - highest score 6)	Average score – Fall 05	Average score – Fall 04
Did you experience the pen-and-pencil calculations as inspiring and motivating?	3.5	2.9
How did you experience the learning effect of the pen-and-pencil calculations?	3.8	3.3
Did you experience the use of the PIDstop learning resource as inspiring and motivating?	4.8	4.5
How did you experience the learning effect of the PIDstop learning resource?	4.1	3.8
Did the assignment illustrate the use of mathematics within your discipline?	5.5	4.9
Did the assignment inspire you to learn more mathematics?	4.5	3.9
How did you experience user friendliness and functionality of PIDstop?	5.4	5.1
What is your overall impression of the assignment?	4.5	3.8

TABLE III

This table summarizes feedback from 280 students on the harmonic oscillation exercise. Data are collected from the Physics course during Fall 04 (140 students) and Fall 05 (140 students).

Question (lowest score 1 - neutral 3.5 - highest score 6)	Average score - Fall 05	Average score - Fall 04
Did you experience the pen-and-pencil calculations as inspiring and motivating?	3.0	3.1
How did you experience the learning effect of the pen-and-pencil calculations?	3.8	3.8
Did you experience the use of the simulator as inspiring and motivating?	4.5	4.8
How did you experience the learning effect of the simulator?	4.2	4.3
Did the inclusion of the simulator improve the learning effect of the assignment?	N/A	4.2
How did you experience the user friendliness of the simulator?	4.5	5.0

TABLE IV

This table summarizes feedback from 250 students on a control design exercise. Data were collected from the Control engineering course during Spring 03.

Question (lowest score 1 - neutral 3.5 - highest score 6)	Average score
How inspirational was the assignment ?	4.8
How did you experience the learning effect of the assignment?	4.7
How did you experience the functionality of PIDstop?	4.9
What is your overall impression of the assignment?	4.9

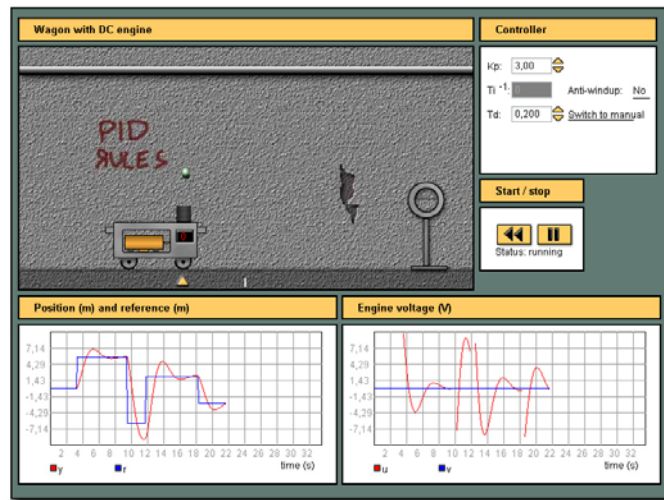


Fig. 1. An educational game – controlling a cart so as to catch falling balls – is presented through multiple views. The user can observe the simulation through animation as well as time-series plots.

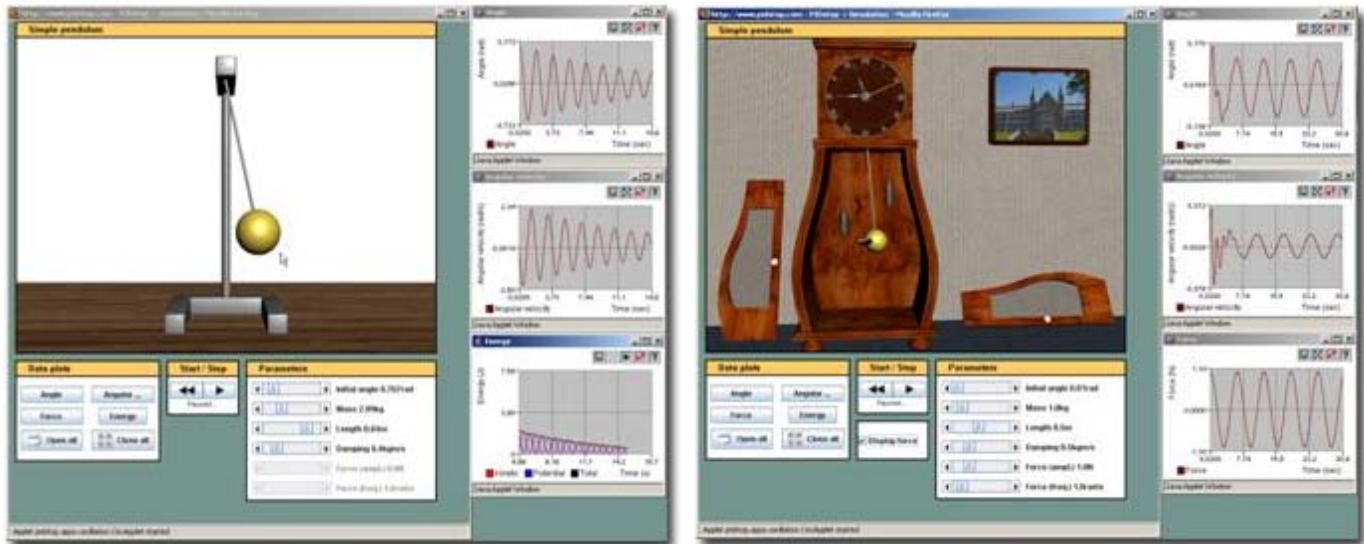


Fig. 2. A dynamic simulator of the same pendulum system used in two different learning resources, a stylistic pendulum and a grandfather clock.



Fig. 3. An inverted pendulum is used in a game setting.

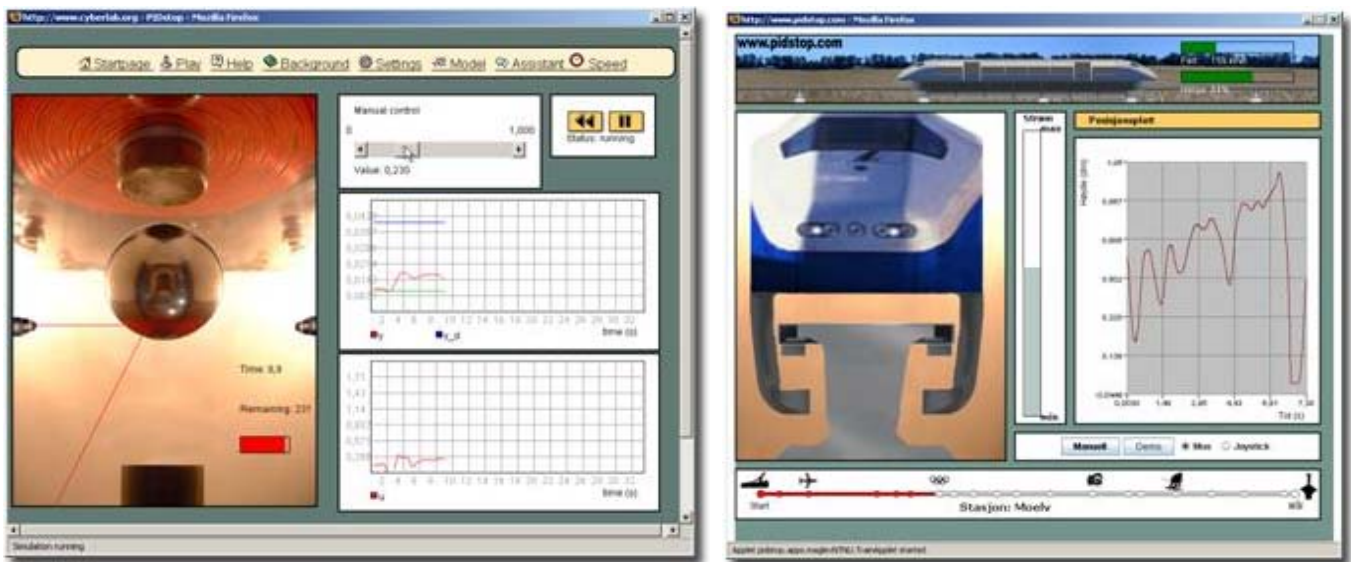


Fig. 4. Magnetic levitation is visualized in two different disguises. To the left, a magnetic ball balances in an electromagnetic field. To the right, a magnetic levitation train is used in a game.

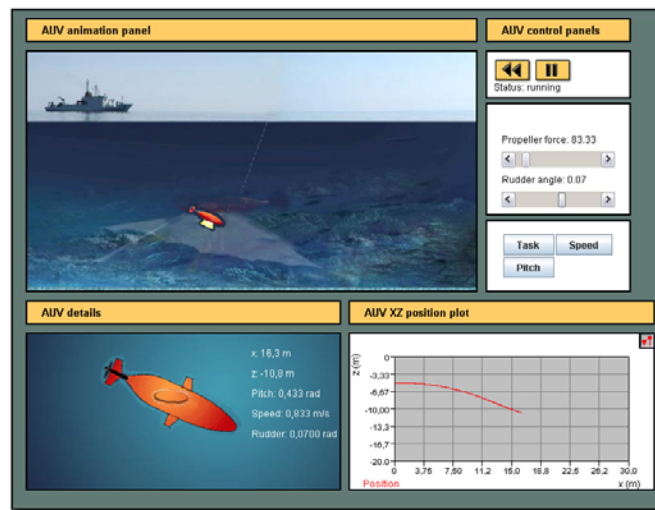


Fig 5. A learning resource utilizing an autonomous underwater vehicle to convey and inspire understanding of hydrodynamic forces.